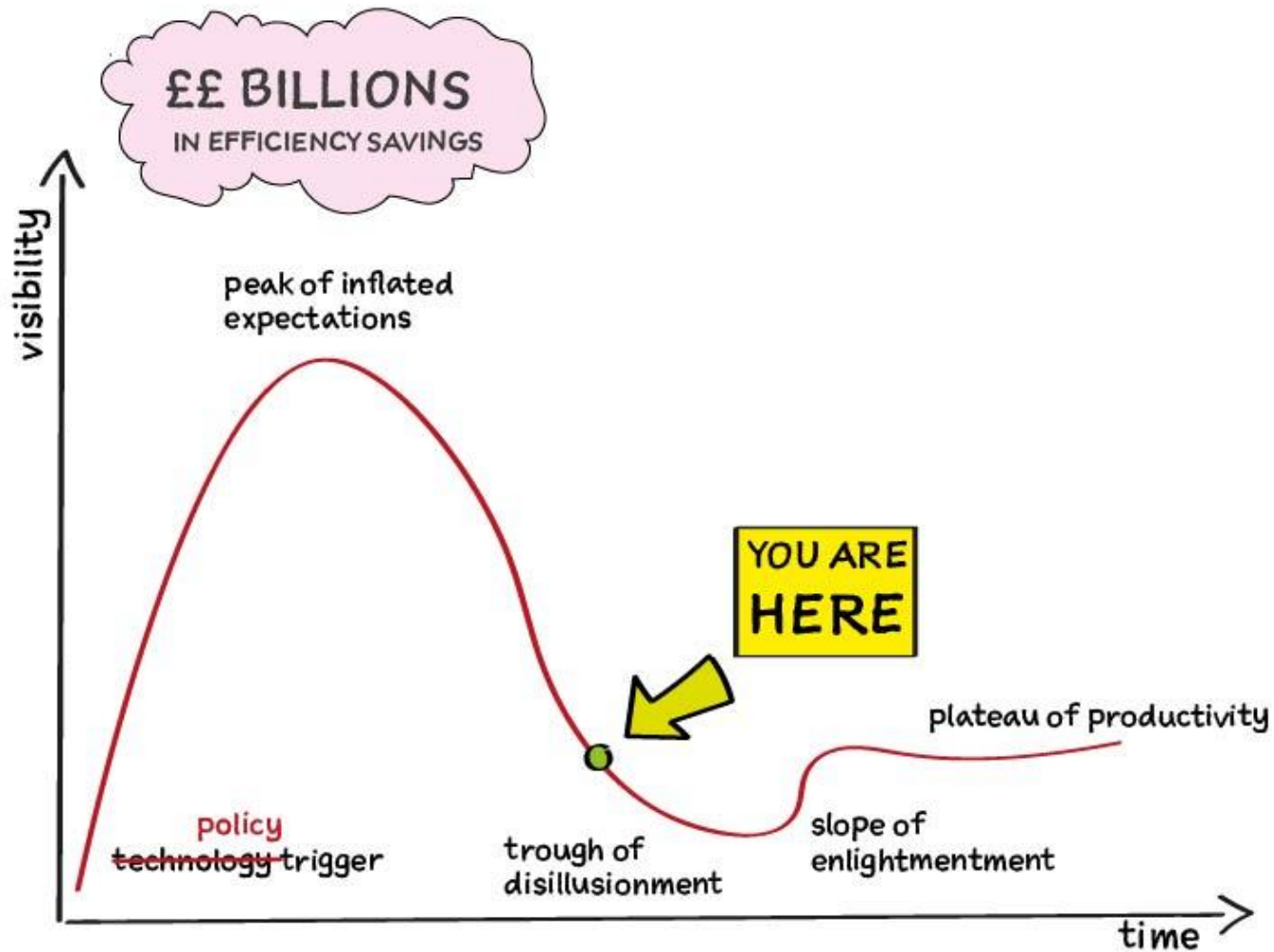
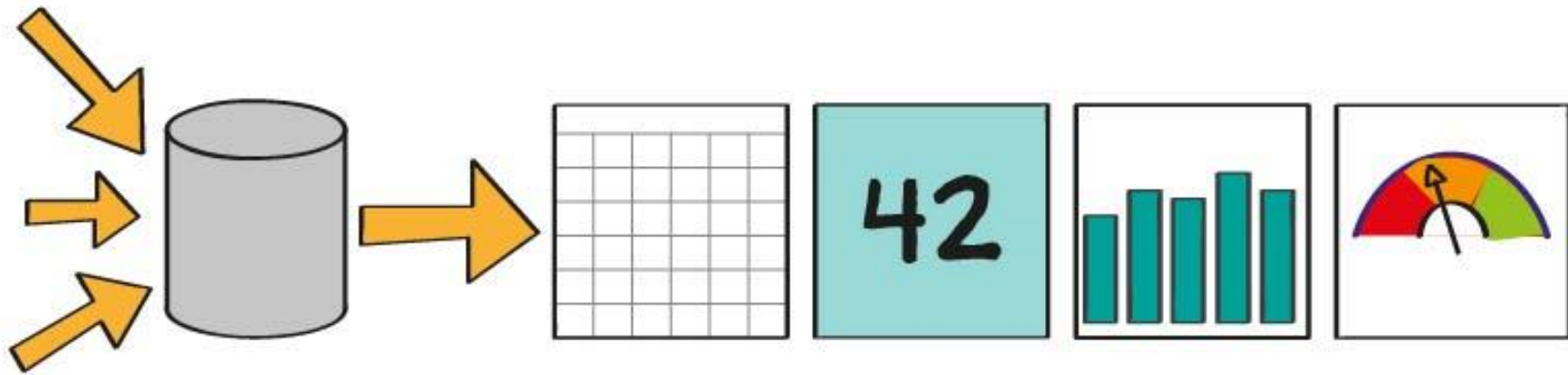


Data driven innovation in local government

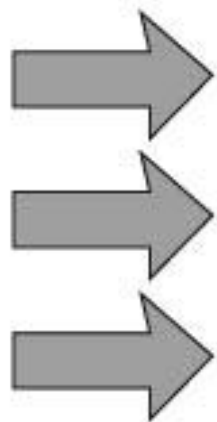
Lucy Knight
Devon County Council and ODI Devon
lucy.knight@devon.gov.uk
@jargonautical

“ ... data-driven ... ”






raw data



technical details
maybe unicorns
idk

insight
perfect data
all the answers



Innovating with data

The economy

Education

Housing

The environment

Transport


Community Safety

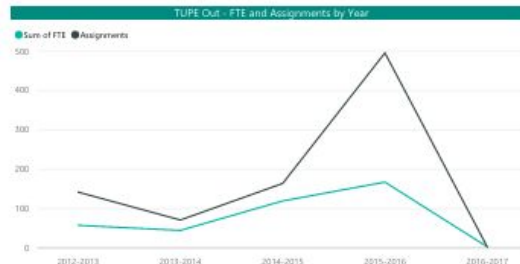
Open data

Area profile

Community Performance

This dashboard displays the most commonly asked-for workforce data for Devon County Council, excluding school-based employees, updated monthly. The dashboard will be developed over time to include additional information. If you have any feedback on the dashboard please contact [Jo Fellows](#).

To look at the dashboard in more detail, click on the  icon at the bottom right hand corner to expand it; you can then look through the different tabs by clicking on the left < arrow or right > arrow buttons at the bottom of the page.

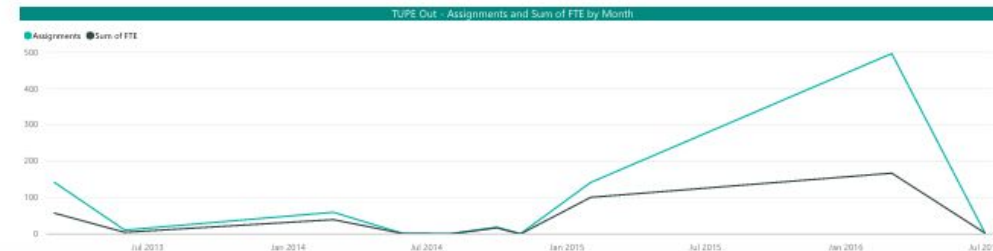


Notes/Definitions - TUPE Out

The Council continues to explore and implement new service delivery models and this, along with other changes such as national policy, mean that there are occasions when staff are transferred from the Council's employment to another employer. These are usually implemented in line with the Transfer of Undertakings (Protection of Employment) regulations (TUPE). TUPEs out of the organisation are not included in our leavers figures (see Headcount tab) and are instead included in these charts, as this would skew our ability to benchmark our turnover rates with others. On occasion the Council also receives staff into the organisation via TUPE but these are reflected in the starters figures shown on the Headcount tab and tend to be significantly lower than TUPEs out.

TUPE Transfers Out 2016/2017

2.90
Sum of FTE



Select print size

Standard

Create PDF

Introduction

Older Persons

Residential Care

Extra Care Housing

Host Family Care

Supported Living

Facts and figures

Facts and figures

Information dashboard

Population by age band (over 65)



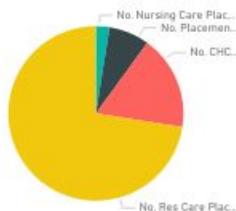
156
GP data: Estimated
Total Demand

57.1%
Median of GP
data: Estimated %
of Dementia
Clients

Filter by town

- Town
- Ashburton/Buckfastleigh
 - Axminster
 - Barnstaple
 - Bideford/Northam
 - Braunton
 - Crediton
 - Cullompton
 - Dartmouth
 - Dawlish
 - Exeter
 - Exmouth
 - Great Torrington

Proportion of placements by type



Number of DCC funded placements

56.00
DCC Funded

Market premia and top ups



53.6%
Median of Occupancy Rate

Demand profile

Data from Office for National Statistics, NHS Digital and Devon County Council Social Care

Innovating because of data



Defibrillator Locations in Trafford

Please use the icons on the left to discover the different options available to you on this map.

The map shows the locations of defibrillators across Trafford, (last updated 24th Jan 2017). You can select the individual defibrillator icons to view more information about them. The locations may not be exact in all cases as they are derived from postcodes.

Please note that these defibrillators may have restrictions on public availability and may not be available 24/7.

If you know of a defibrillator that has not been included then please [email](#) us the details.

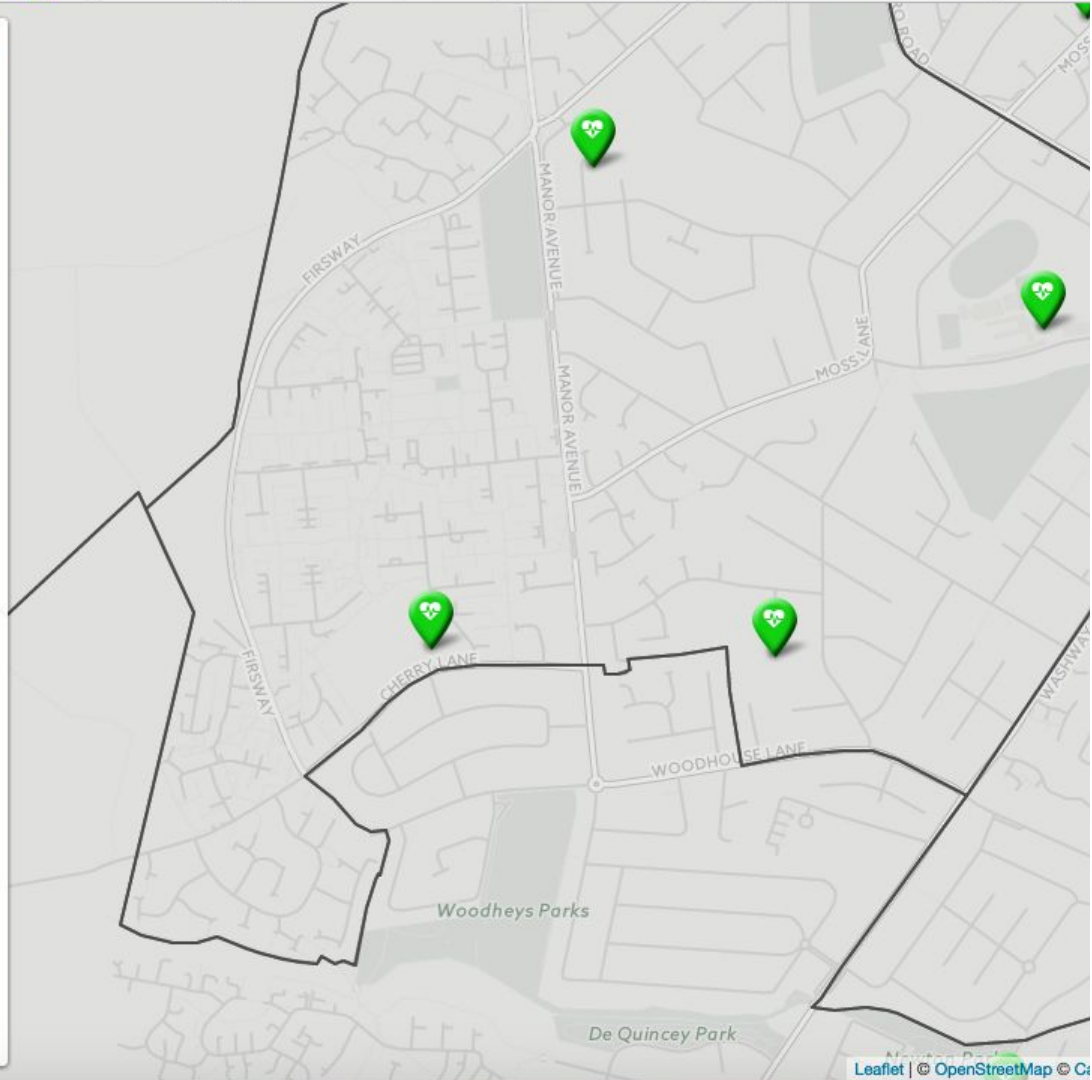
About This Project

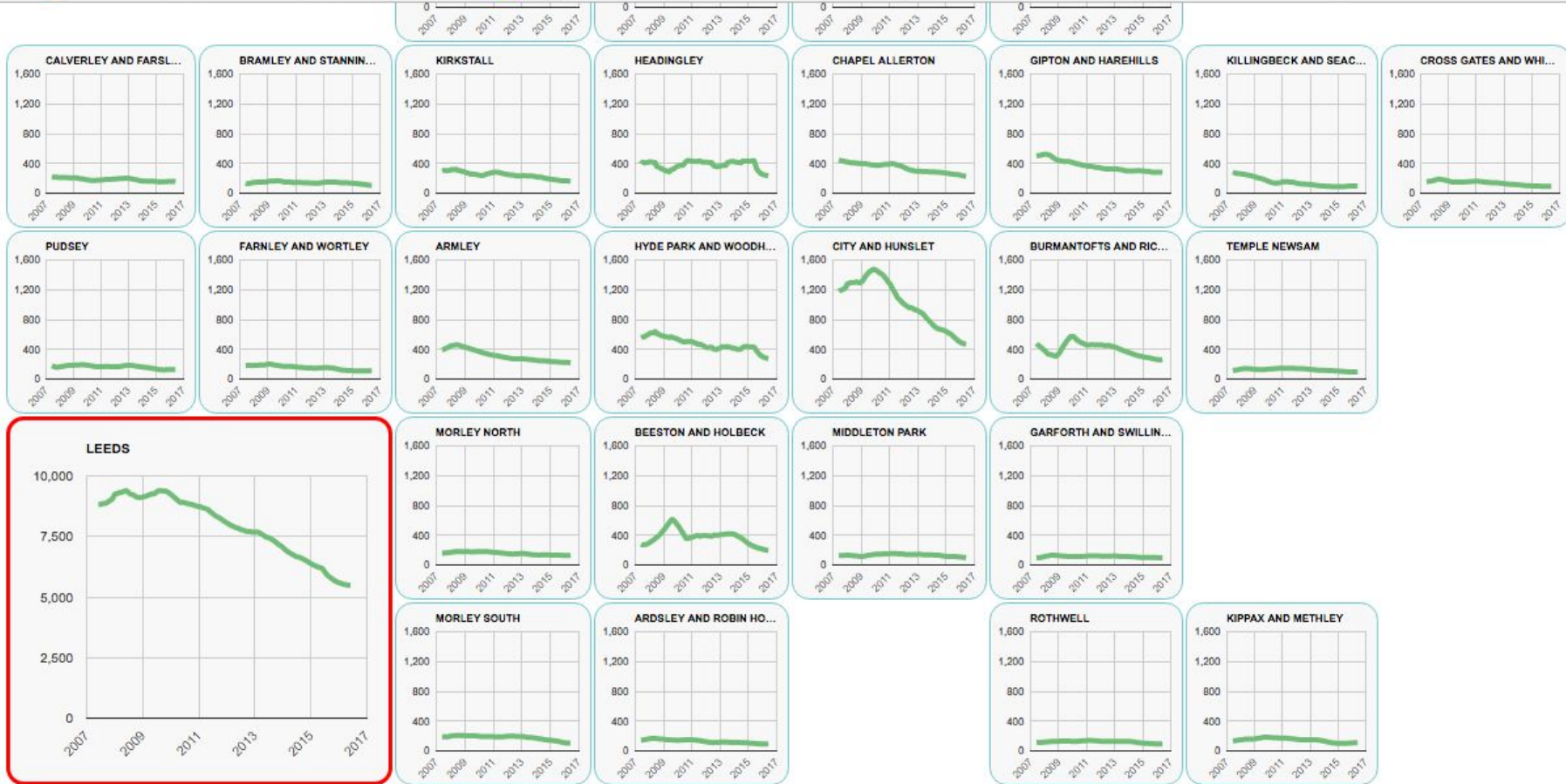
You can read more about this project, which has received national recognition, [here on our blog](#).

Download the Data

You can download the data file for the defibrillators in either JSON or CSV format using the links below:

- [Download data in JSON format](#)
- [Download data in CSV format](#)





Created by Thomas Forth. Made possible by Nick Jackson, Leeds Empties, ODILeeds, Leeds Data Mill and innovate_uk.

The underlying API is based on [data](#) from Leeds City Council, made open on Leeds Data Mill.

Each ward in Leeds has about 10,000 homes. On average about 200 (2%) of those are long-term empty.

Data doesn't innovate

People do ...

Hurdles

Fear of change

Fear of failure

Obstructive systems

Skills gaps

Poor relationships

Lack of networks

A hand-drawn illustration of a white door with a yellow border. The door is set against a light blue, wavy background. On the door, the words "the JAM ROOM" are written in a dark red, hand-drawn font. A small, horizontal, light gray oval handle is positioned to the right of the text.

the
JAM
ROOM



Thank you

Lucy Knight
Devon County Council and ODI Devon
lucy.knight@devon.gov.uk
@jargonautical